

PENNOYER  NEWMAN_{LLC}
DISTINCTIVE GARDEN POTS CAST FROM ESTATE ORIGINALS

2010



AS FEATURED IN
MARTHA STEWART LIVING
DECEMBER 2009

PHOTO: ANDREW ECCLES



PHOTO: VALERIE SHAFF



CONICAL STRAPPED POTS

THIS CONE-SHAPED POT WAS CAST FROM A LEAD ORIGINAL. THE STRUCTURED FORM MAKES IT A WONDERFUL PLANTER TO REPEAT IN A STRAIGHT LINE ALONG A GARDEN WALKWAY, PLACE AT ENTRANCES, OR USE AS A STAND-ALONE BEAUTY.

ITEM# 404S

SMALL

20"H X 21"W [15" AT BASE]

ITEM# 404L

LARGE

25"H X 27"W [19" AT BASE]



IRON GRID PLANTER

THE ICONIC STYLE OF THESE ORNATE IRON GRID PLANTERS REPRESENTS A FORM THAT DATES BACK TO THE TURN OF THE CENTURY. THE ORIGINALS, WHICH WERE MADE OF LEAD, WERE FAVORED BY ARCHITECTS AND OFTEN USED IN GRAND BUILDINGS AND PUBLIC SPACES.

ITEM# 401S	SMALL	20”H X 20”W X 20”D
ITEM# 401M	MEDIUM	24”H X 24”W X 24”D
ITEM# 401L	LARGE	30”H X 30”W X 30”D

AS SEEN AT



THE WHITE HOUSE FLORAL DESIGNER CHOSE OUR IRON GRID PLANTERS TO BE A PART OF THE GREEN ROOM'S 2009 DISPLAY OF HOLIDAY FOLIAGE.



PHOTO: OLIVIER DOULIERY / ABACAUSA.COM



A



B

THE MODERN COLLECTION

THESE CLEAN AND CRISP MODERN SHAPES BRING NOT ONLY SYMMETRY BUT ALSO A SOPHISTICATED SIMPLICITY TO THE FOCAL POINTS OF OUTDOOR SPACES. DESIGNED TO MATCH A MYRIAD OF BUILDING STYLES. SQUARE AND RECTANGULAR PLANTERS AVAILABLE IN CUSTOM SIZES.



A	ITEM# 109	BOWL	17"H X 34.5"W
B	ITEM# 500	EXTRA SMALL SQUARE	20"H X 20"W X 20"D
	ITEM# 210	SMALL SQUARE	24"H X 24"W X 24"D
	ITEM# 211	MEDIUM SQUARE	28"H X 28"W X 28"D
	ITEM# 212	LARGE SQUARE	30"H X 30"W X 30"D
C	ITEM# 400	LARGE SQUARE WITH INDUSTRIAL WHEELS	30"H X 30"W X 30"D
D	ITEM# 447	LARGE RECTANGULAR	24"H X 48"W X 14"D



MODERN CORNER PLANTER

EXTEND THE LINES OF YOUR GARDEN BY COMBINING THE MODERN CORNER PLANTER WITH OUR MODERN RECTANGULAR PLANTERS TO CREATE A SOPHISTICATED RAISED BED BORDER FOR YOUR ROOFTOP, TERRACE OR GARDEN SPACE.

ITEM# 454 24"H X 48"L X 48"L X 14"D



GARDEN SPHERES AND FINIAL

ITEM# 410XS	EXTRA SMALL BALL	12"D
ITEM# 410S	SMALL BALL	18"D
ITEM# 410M	MEDIUM BALL	24"D
ITEM# 410L	LARGE BALL	30"D
ITEM# 435	ROUND CAP FINIAL	16"H X 12"W



SMALL MODERN BOWL

CLEAN AND SIMPLE, THIS PLANTER CAN BE FASTENED TO THE TOP OF A COLUMN OR USED AS A BEAUTIFUL TABLETOP PLANTER.

ITEM# 450 8.5”H X 24.5”W [12” AT BASE]



MODERN WINDOW BOX

FOR THE URBAN NATURALIST, THIS PARED-DOWN DESIGN HELPS TO OFFSET BEAUTIFUL PLANTINGS.

ITEM# 451S SMALL 8”H X 24”W X 9”D

ITEM# 451M MEDIUM 8”H X 36”W X 9”D

ITEM# 451L LARGE 8”H X 48”W X 9”D



A



B

PANELED PLANTERS

OUR SQUARE PANELED PLANTER HAS BEEN ADAPTED TO INCLUDE NEW SIZE OPTIONS SUCH AS WINDOW BOXES AND FREESTANDING RECTANGULAR PLANTERS.



A
B
C

ITEM# 456
ITEM# 032
ITEM# 452

PANELED RECTANGULAR
PANELED SQUARE
PANELED WINDOW BOX

20"H X 48"W X 16"D
21"H X 19.5"W X 19.5"D
10"H X 36"W X 12"D



LATTICE AND BASKETWEAVE PLANTERS

ADD A TOUCH OF FRENCH FORMALITY TO YOUR GARDEN WITH THESE LATTICE AND BASKETWEAVE PLANTERS.

ITEM# 100	LATTICE URN WITHOUT TOP	18"H X 13.5"W
ITEM# 101	LATTICE URN WITH TOP	22"H X 13.5"W
ITEM# 102	LATTICE RECTANGULAR, SMALL	17"H X 36"W X 14"D
ITEM# 103	LATTICE RECTANGULAR, LARGE	21.5"H X 51"W X 22"D

LARGER ROUND BASKETWEAVE PLANTERS AVAILABLE UPON REQUEST.

ITEM# 104	BASKETWEAVE ROUND PLANTER, SMALL	12"H X 21.5"W
ITEM# 105	BASKETWEAVE ROUND PLANTER, MED	14"H X 18.5"W
ITEM# 106	BASKETWEAVE ROUND PLANTER, LARGE	16.5"H X 23"W
ITEM# 107	LATTICE SQUARE PLANTER, SMALL	20"H X 17"W X 17"D
ITEM# 108	LATTICE SQUARE PLANTER, LARGE	26"H X 27"W X 27"D



CLASSIC PLANTER

ITS SIMPLE RECESSED MOLDING MAKES THIS A PERFECT PLANTER.

ITEM# 458 18"H X 18"W X 18"D



DUTCH PLANTER

DESIGNED AFTER DOORS USED ON CARRIAGE HOUSES, BARNs AND STABLES.

ITEM# 459 28"H X 24"W X 24"D



ROMAN NUMERAL PLANTER

ROMAN NUMERALS I - IV IDENTIFY THE SIDES OF THIS CONTAINER. CUSTOM ROMAN NUMERAL PRICING AVAILABLE.

ITEM# 460 21"H X 19.5"W X 19.5"D



A



B



MODERN RIM AND ROLLED RIM PLANTERS

CLEAN AND ELEGANT, THESE BEAUTIFUL GARDEN BASICS ARE AVAILABLE IN SEVERAL SIZES:

A ITEM# 461 18.5"H X 23"W

A ITEM# 462 26.5"H X 30"W

B ITEM# 120 17"H X 20"W

B ITEM# 121 20"H X 24"W

B ITEM# 122 25"H X 28"W

B ITEM# 123 25"H X 32"W

B ITEM# 124 32"H X 36"W

B ITEM# 125 32"H X 42"W



CONTEMPORARY PLANTERS WITH HANDLE INSETS

THE ORIGINAL CONCRETE AND LIMESTONE PLANTERS WERE CRACKED FROM AGE, REPAIRED AND THEN RECAST.

ITEM# 409S	SMALL	18"H X 24"W [15" AT BASE]
ITEM# 409M	MEDIUM	24"H X 28"W [18" AT BASE]
ITEM# 409L	LARGE	29"H X 34"W [22" AT BASE]

LOW SQUAT PLANTER

THIS HANDSOME SQUAT URN SITS LOW TO THE GROUND AND FITS EASILY ON A PILLAR OR CORNER POST.

ITEM# 419 12"H X 24"W



SAO PAULO PLANTER

ARCHITECTURAL MOLDINGS FROM SOUTH AMERICA WERE USED TO CREATE THIS SCALLOPED PLANTER.

ITEM# 081 13"H X 19"W X 19"D



SQUARE VASES AND CYLINDERS

THESE MINIMALIST GARDEN PLANTERS ADD A TOUCH OF CLEAN-CUT FORMALITY WHEREVER THEY ARE PLACED.

ITEM# 412	TALL CYLINDER	32"H X 21"W	[13" AT BASE]
ITEM# 411S	SMALL SQUARE VASE	28"H X 20"W	[16" AT BASE]
ITEM# 411M	MEDIUM SQUARE VASE	32"H X 24"W	[20" AT BASE]
ITEM# 411L	LARGE SQUARE VASE	39.5"H X 18"W	[13" AT BASE]



LERIO, ROLL RIM, AND BASIC SQUARE PLANTERS

THESE BEAUTIFUL, DURABLE LERIO, ROLL RIM AND BASIC SQUARE PLANTERS ARE CAST ONE AT A TIME. OUR ROUGH, STONE-LIKE FINISH SETS THEM APART FROM ORDINARY FINISHES.

LERIO PLANTER

ITEM# 051S 20"H X 22"W
ITEM# 051M 21"H X 24"W
ITEM# 051L 26"H X 27"W
ITEM# 051XL 36"H X 28"W

ROLL RIM SQUAT PLANTER

ITEM# 301 10"H X 20"W

BASIC SQUARE PLANTER

ITEM# 052S 20"H X 20"W X 20"D
ITEM# 052M 24"H X 24"W X 24"D
ITEM# 052L 30"H X 30"W X 30"D
OTHER SIZES AVAILABLE UPON REQUEST.



SQUARE FLORENTINE PLANTER

CONTEMPORARY SQUARE ROPE-EDGED PLANTER WITH FLORENTINE EMBLEM IS RAISED SLIGHTLY FOR DRAINAGE.

ITEM# 009 SMALL 17”H X 21”W X 21”D
ITEM# 010 MEDIUM 25”H X 28”W X 28”D

ITEM# 437 LARGE 30”H X 30”W X 30”D
ITEM# 011 X-LARGE 36”H X 36”W X 36”D



RECTANGULAR AND MAYNARD ROUND FLORENTINE PLANTERS

SMOOTH-EDGED RECTANGULAR AND ROPE-EDGED ROUND PLANTERS WITH FLORENTINE EMBLEMS ARE RAISED SLIGHTLY ON RISERS FOR DRAINAGE. IDEAL FOR PLANTING FLOWERS, FRESH HERBS, VEGETABLES, OR SHRUBS. RECTANGULAR AND SQUARE AVAILABLE IN CUSTOM SIZES. [SEE TURTLE ON PAGE 41 AND NEW YORK BOTANICAL POT ON PAGE 28.]

ITEM# 013 RECTANGULAR 20”H X 48.5”W X 12”D

ITEM# 012 MAYNARD ROUND 12”H X 15”W



ICON PLANTERS

THE SQUARE PANELED PLANTER, ONE OF OUR BEST SELLERS, HAS BEEN ADAPTED TO INCLUDE THESE ICONIC MARKS. CHOOSE FROM OVAL, FLEUR-DE-LYS, LAUREL LEAVES, GOTHIC, AND CIRCLE ICON. ALL BEAUTIES.

ITEM# 406	21"H X 19.5"W X 19.5"D	OVAL ICON	ITEM# 455	21"H X 19.5"W X 19.5"D	GOthic
ITEM# 405	21"H X 19.5"W X 19.5"D	FLEUR-DE-LYS	ITEM# 408	21"H X 19.5"W X 19.5"D	CIRCLE ICON
ITEM# 407	21"H X 19.5"W X 19.5"D	LAUREL LEAVES			



EGG CUP PLANTER

USE AS A STAND-ALONE PLANTER OR PERSONALIZE WITH AN ICON.

ITEM# 418S	SMALL	18”H X 17”W
ITEM# 418M	MEDIUM	24”H X 22”W
ITEM# 418L	LARGE	36”H X 35”W



BASIC WINDOW BOX

THIS SIMPLE YET ELEGANT WINDOW BOX SHOWCASES THE SKILLS OF ANY CONTAINER GARDENER. MONOGRAMS OR ICONS ALSO AVAILABLE. PRICING SUPPLIED UPON REQUEST.

ITEM# 053S	SMALL	8”H X 24”W X 9”D
ITEM# 053M	MEDIUM	8”H X 36”W X 9”D
ITEM# 053L	LARGE	8”H X 48”W X 9”D



CHINESE SYMBOL PLANTER

THE FOUR SEASONS – SPRING, SUMMER, FALL AND WINTER – ARE DEPICTED IN CHINESE SYMBOLS ON EACH SIDE OF THIS CONTAINER. INDIVIDUAL SYMBOL PLAQUES ALSO SOLD SEPARATELY.

ITEM# 423	SQUARE	36”H X 34”W X 34”D
ITEM# 424	RECTANGULAR	18”H X 93”W X 12”D
ITEM# 425	SYMBOL WALL PLAQUE LARGE	
	[SPECIFY SEASON]	20”H X 15.5”W
ITEM# 426	SYMBOL WALL PLAQUE SMALL	
	[SPECIFY SEASON]	6”H X 4”W



SPRING



SUMMER



FALL



WINTER



PARTHENON PLAQUE CONTAINER

AT THE END OF THE 19TH CENTURY, THE PRACTICE OF TAKING IMPRESSIONS OF THE PARTHENON WAS BANNED. THESE FRIEZES, TAKEN BEFORE THAT TIME, ARE ILLUSTRATED ON EACH SIDE OF THIS BEAUTIFUL CONTAINER.

ITEM# 007

20" H X 26" W X 26" D

PARTHENON PLAQUES

INDIVIDUAL PLAQUES ARE AVAILABLE AND MAKE DECORATIVE ACCENTS TO GARDEN WALLS, SWIMMING POOL INTERIOR WALLS OR ON ANY INTERIOR AND/OR EXTERIOR SURFACE.

PLAQUE SIZE: 17" H X 22" W

- A ITEM# 057 HORSE REARING
- B ITEM# 056 HORSEMAN AND TROJAN
- C ITEM# 058 TWO HORSEMEN



A



B



C



SPANISH GARLAND COLLECTION

CHOOSE FROM OUR EXPANDED COLLECTION OF SPANISH-STYLE, GARLAND-ENHANCED PLANTERS TO ADD A FORMAL TOUCH TO THE PERIMETER OF ANY TERRACE, HOME OR GARDEN.

ITEM# 064 SQUARE 18”H X 24”W X 26”D [24” AT BASE]

ITEM# 449 RECTANGULAR 18”H X 72”W X 26”D [24” AT BASE]



ELIZABETHAN PLANTER

DURING THE ELIZABETHAN PERIOD, HOUSE DESIGNS BECAME BALANCED AND SYMMETRICAL WITH “E” AND “H” SHAPES COMMON, IN TRIBUTE TO ELIZABETH AND HENRY VIII. THESE GARDEN CONTAINERS ARE REFLECTIVE OF THAT STYLE. USE THEM TO CREATE AN OUTDOOR ROOM OR TO MARK THE STRAIGHT LINE AREAS OF YOUR GARDEN.

ITEM# 439 ELIZABETHAN II 32”H X 30”W X 30”D

ITEM# 065 ELIZABETHAN 20”H X 20”W X 20”D



LION'S HEAD

THE ROYAL LION IS AVAILABLE
AS A DECORATIVE WALL MOUNT
OR AS A WATER-ENABLED SPOUT.

10"H X 10"W X 6"D

ITEM# 077 WITHOUT SPOUT

ITEM# 077S WITH SPOUT



LION WINDOW BOX

ITEM# 076 9"H X 38"W X 14"D



GRAND LION PLANTER

ITEM# 438 39"H X 42"W

MORGAN DELLA ROBBIA PLANTER
COPIED FROM AN ORIGINAL DELLA ROBBIA
CERAMIC POT FORMERLY OWNED BY J.P. MORGAN.
ITEM# 002 20"H X 25"W



LION PLANTER

CAST FROM A COE FAMILY LEAD ORIGINAL, THIS LION PLANTER'S WIDE TOP OPENING HELPS FOLIAGE EXCEL.

ITEM# 118

26"H X 24"W [21"W AT BASE]



NEFERTITI THRONE

THIS LION-EDGED THRONE WORKS WELL AT THE TWO ENDS OF A POOL, OR SITS BEAUTIFULLY WITHIN THE GARDEN.

ITEM# 075

30"H X 31"W X 26"D





GLADIATORS WINDOW BOX

GLADIATORS FOUGHT IN FRONT OF THE EMPEROR OF ROME FOR GENEROUS PRIZE MONEY. THIS WINDOW BOX BEAUTIFULLY DEPICTS THESE BRAVE WARRIORS.

ITEM# 035 10.5"H X 20"W X 11"D



TRUSCON SOLDIER POT

THIS DISTINCTIVE SWORD HEAD DESIGN HAS A WIDE OPENING MAKING IT AN ALL AROUND GOOD POT FOR PLANTS. EASY TO USE AND EASY TO MAINTAIN.

ITEM# 046 16.5"H X 27"W



FIVE FLOWER MEDALLION PLANTER

A LITTLE ELEGANCE GOES A LONG WAY. THIS LOVELY ROUND-SHAPED PLANTER HAS CLEAN LINES AND AN INVITING DESIGN. THE PERFECT CONTAINER FOR A BOUQUET-WITHIN-A-BOUQUET, ITS SIZE IS ANY GARDENER'S FAVORITE.

ITEM# 055 15"H X 24"W



THE LADEW TOPIARY GARDENS CONTAINER

ORIGINALLY PURCHASED BY THE LATE HARVEY S. LADEW FOR HIS AMAZING TOPIARY GARDENS IN MONKTON, MARYLAND, THIS PLANTER HAS BEEN RESTORED AND RECAST TO PRESERVE ITS HORTICULTURAL LEGACY.

ITEM# 457 18"H X 24"W



NEW YORK BOTANICAL PLANTER

THIS CONTAINER HAS A DESIGN OF DECORATIVE PEACOCKS WITH MEDALLIONS AROUND THE PERIPHERY. THE ORIGINAL RESTS AT THE NEW YORK BOTANICAL GARDEN.

ITEM# 001 14"H X 19"W



ROUND CUPID PLANTER

SMOOTH-EDGED PLANTER DEPICTS CUPID DANCERS.

ITEM# 006 12"H X 15"W



GRAPE OPHELIA POT

CLASSIC GREEK GARDEN DESIGN HARMONIZES WELL
ON THE TERRACE, DECK, OR GARDEN'S EDGE.

ITEM# 008 21"H X 20"W



BAROQUE PLANTER

THIS PLANTER REFLECTS THE EXUBERANT STYLES OF
SEVENTEENTH-CENTURY EUROPE.

ITEM# 126 26"H X 22"W



MAJESTIC URN
 MEASURING 5'4" HIGH
 AND CAST FROM A MARBLE
 ORIGINAL CREATED IN
 TUSCANY, ITALY, THIS
 MAJESTIC URN BRINGS
 BACK THE AGE OF IMPERIAL
 SPLENDOR.

ITEM# 465 5'4"H X 43"W
 [PLANTING DEPTH: 40"]



OLD WESTBURY II

THE ORIGINAL PLANTER, LOCATED AT OLD
 WESTBURY GARDENS, HAS BEEN RECAST FOR
 ALL FLOWER LOVERS TO ENJOY. SIMILAR IN
 STYLE TO A GREEK COLUMN, THIS PLANTER
 IS THE PERFECT HEIGHT TO CREATE A
 DECORATIVE CENTERPIECE FOR INDOOR OR
 OUTDOOR BOUQUETS.

ITEM# 464 13"H X 14"W

ROSE URN

A ROSE GARLAND, A REVERED SYMBOL IN
 HISTORY, FORMS THE CENTERPIECE OF
 EACH SIDE OF THIS URN.

ITEM# 463 23"H X 17"W



WALL HALL URN

THE ORIGINAL OF THIS URN WAS POSITIONED IN J.P. MORGAN'S GARDEN AT WALL HALL IN ENGLAND.

ITEM# 036 25"H X 19"W



ENGLISH GARLAND URN

THIS REGALLY ELEGANT URN IS ADORNED WITH A DRAPED STRAND OF ENGLISH GARLAND. LOOKS LOVELY ANYWHERE IT'S USED.

ITEM# 466 23"H X 20"W

FERN URN

A PAIR OF MATCHING URNS AT THE ENTRANCE OF A HOME OR THE START OF A GARDEN PATHWAY CAN ADD A DISTINCTIVE ACCENT.

ITEM# 033 35"H X 23"W





CLASSIC URN

COMPLIMENTS ANY ARCHITECTURAL STYLE AND CAN BE USED ON STEPS LEADING INTO A TERRACE OR FLANKING THE FRONT DOOR.

ITEM# 130	23"H X 15"W
ITEM# 031	28"H X 23"W
ITEM# 131	34"H X 28"W



LARGE CHELSEA URN WITH/WITHOUT HANDLES

SHOWN AT LEFT ON THE LARGE MODERN PEDESTAL, THIS GRAND SCALE URN HAS A SHALLOW BASIN THAT'S PERFECT FOR PERENNIALS AND ANNUALS. BASIN DEPTH: 8". [ORDER WITH OR WITHOUT HANDLES.]

ITEM# 453A	CHELSEA URN WITH HANDLES	34"H X 40"W
ITEM# 453B	CHELSEA URN WITHOUT HANDLES	27"H X 30"W
ITEM# 414L	MODERN PEDESTAL, LARGE	32.5"H X 24"W X 24"D [SEE PAGE 44]



HOUR GLASS PLANTER

CAST FROM A WOOD ORIGINAL, THIS PLANTER IS THE PERFECT SIDE TABLE HEIGHT WHEN PLANTED.

ITEM# 417 18”H X 17.75”W



OLIVE JAR

GERTRUDE JEKYL, RENOWNED ENGLISH ARTIST, CRAFTSWOMAN, WRITER AND GARDENER, CREATED THIS MEDITERRANEAN STYLE OLIVE JAR. THIS PLANTER WAS CAST FROM AN ORIGINAL IN MAINE.

ITEM# 030 19”H X 21”W



BEEHIVE POT

THIS STAND-ALONE GARDEN ORNAMENT WOULD MAKE A BEAUTIFUL FOUNTAIN.

ITEM# 420S SMALL 38”H X 22”W

ITEM# 420M MEDIUM 48”H X 22”W

ITEM# 420L LARGE 58”H X 22”W

ITEM# 420XL X-LARGE 68”H X 22”W



PETITE GARLAND POT

SWAG GARLAND DECORATES THE OUTER RIM OF THIS PETITE POT. IDEAL FOR FLOWERS.

ITEM# 023 7"H X 10"W

ITEM# 040 6"H X 10"W [WITHOUT TOP RIM]
[NOT SHOWN]



HEXAGON UMBRELLA POT

THIS HEXAGON-SHAPED POT IS A PERFECT TABLETOP PLANTER. IT ACCOMMODATES AN UMBRELLA POLE THROUGH THE CENTER, AND ALLOWS A PLANT TO GROW 360 DEGREES AROUND A POLE.

ITEM# 019 5.75"H X 9"W



FRUIT POT

WARMLY PERSONAL AND UNPRETENTIOUS, THE SCULPTURAL AND REFINED FLORAL DECORATIVE ELEMENTS OF THIS GARDEN CONTAINER NATURALLY COMPLIMENT ANNUALS, PERENNIALS, HERBS, AND VINES.

ITEM# 038S 11"H X 14"W

ITEM# 038M 18"H X 24"W



ROUND BUSH FINIAL

IDEAL FOR PATHWAY ENTRANCES AND GARDEN WALLS, THIS FINIAL IS CAST FROM A J.P. MORGAN ENGLISH GARDEN LIMESTONE ORIGINAL. ONE OF THE BEST YOU'LL FIND.

ITEM# 015 20" H X 15" W

SAFARI POT

CAST FROM AN ORIGINAL SILVER TROPHY AWARDED TO POLO PLAYERS IN INDIA. A MONKEY, AN ELEPHANT WITH TUSKS, A LION, AND A ROARING TIGER ARE FEATURED IN BAS-RELIEF.

ITEM# 034 10" H X 12.5" W



GARLAND PLANTER

CLASSIC ROUND PLANTER WITH SEA SHELL MOTIF AT ITS BASE.

ITEM# 115	16" H X 20" W	ITEM# 127	25" H X 32" W
ITEM# 116	20" H X 24" W	ITEM# 128	32" H X 36" W
ITEM# 129	25" H X 28" W	ITEM# 117	32" H X 42" W
		ITEM# 440	38" H X 42" W



TORCH BEARER'S ARM

THE TORCH BEARER'S ARM BECOMES QUITE A USEFUL TOOL AT PARTIES OR WEDDINGS. THE FIST INSERT, 1.25" DIAMETER, IS WIDE ENOUGH TO HOLD A STANDARD TORCH OR BOUQUET OF FLOWERS.

ITEM# 422 4.5"H X 20"L X 3"D

PETITE POTS

USED ON WINDOWSILLS AND TABLETOPS, THESE DELIGHTFUL LITTLE VASES ARE GREAT FOR DISPLAY, AND SO MUCH FUN TO CHANGE AND ARRANGE. CHOOSE FROM:

ITEM# 428	MINIATURE GARLAND SWAG	4"H X 5"W
ITEM# 429	MINIATURE FERN POT	4"H X 5"W
ITEM# 446	MINIATURE ROSE POT	4"H X 5"W
ITEM# 431	MINIATURE SHELL POT	3.25"H X 4"W
ITEM# 430	MINIATURE BULB POT	4"H X 5"W
ITEM# 427	MINIATURE TALL VASE	6.5"H X 4"W



SMALL GREEK URN

IN ANCIENT GREECE, THESE VASES AND VESSELS EVOLVED FROM SUCH SPECIAL OCCASIONS AS BIRTHS AND WEDDINGS. TODAY, THESE SMALL URNS MAKE WONDERFUL FLORAL CONTAINERS FOR TABLES, MANTLES AND KITCHEN COUNTERTOPS.

ITEM# 037 9.5"H X 7.5"W



SQUAT URN

THIS URN HAS THE LOOK OF IRON AGE BRITISH POTTERY

ITEM# 039 SMALL 8”H X 10”W
ITEM# 091 MEDIUM 13.5”HX22”W

MORGAN LEAD POT

CAST FROM A J.P. MORGAN LEAD ORIGINAL. ALSO AVAILABLE AS A HALF POT FOR WALL MOUNTING.

ITEM# 003 13”H X 15”W X 12”D
ITEM# 004 13”H X 15”W X 6”D
[HALF POT]

THE NORTH WIND POT

MYSTICAL FACE IS CAST INTO DECORATIVE VINE MOTIF.

ITEM# 024 5”H X 9.5”W

FRICK GARDEN POT

CAST FROM A FRICK FAMILY ORIGINAL, THIS POT ILLUSTRATES A ROMAN SOLDIER PARADE.

ITEM# 005 9”H X 13”W

PETITE OVAL

WITH GARLAND SWAG, THIS POT IS THE PERFECT SIZE FOR GROWING HERBS AND BULBS.

ITEM# 047 4.5”H X 10”W



MONGOLIAN MINSTRELS

THESE MONGOLIAN MINSTRELS WERE COPIED FROM THE ORIGINAL STATUES AT THE HOME OF COUNTESS MONA WILLIAMS BISMARCK. SHE AND HER HUSBAND ENJOYED THEM IN THEIR BEAUTIFUL GARDEN IN BAYVILLE, LONG ISLAND.

ITEM# 073	TRIANGLE	32"H X 14"W
ITEM# 074	TAMBOURINE	32"H X 14"W
ITEM# 072	FLUTE	27"H X 14"W
ITEM# 071	LUTE	25"H X 14"W



TIMPIDIOM FOUNTAIN TOP & VAUX-LE-VICOMTE FOUNTAIN BASE

THE TWO ORIGINAL FRICK MARBLE FOUNTAIN PIECES WERE BROUGHT IN FROM THE CHATEAU THAT INSPIRED THE CONSTRUCTION OF VERSAILLES – THE VAUX-LE-VICOMTE. THIS REPLICA OF THE FOUNTAIN EXTENDS SPECTACULAR WORKS OF GARDEN ART FROM ONE GENERATION TO THE NEXT.

ITEM# 078	TIMPIDIOM FOUNTAIN TOP [ORDER WITH OR WITHOUT SPOUT]	22"H X 33"W X 4"D
ITEM# 079	VAUX-LE-VICOMTE FOUNTAIN BASE	16"H X 38"W X 20"D

SHELL

THIS VERSATILE SHELL CAN HOLD FLOWERS AS WELL AS KEEP SHRIMP COLD ON ICE.

ITEM# 090	SMALL	7.5"H X 6.25"W
ITEM# 092	MEDIUM	15"H X 12"W
ITEM# 092L	LARGE	23"H X 33"W





COE HALL FOUNTAIN

FROM THE PRESERVE OF COE HALL, THIS BEAUTIFUL FOUNTAIN WAS FOUND IN MANY PIECES AND PERFECTLY REPAIRED. THIS REPLICA, SHOWN IN LEAD GRAY, WILL BE A DELIGHTFUL ADDITION TO YOUR GARDEN. [SPECIFY WITH OR WITHOUT SPOUT]

ITEM# 080 38"H X 16"W X 16"D



BERMUDA SHELL BIRDBATH

THE ORIGINAL SHELL, MADE OF LEAD, CAME FROM THE FRICK FAMILY HOME IN CASTLE POINT, BERMUDA. THE SCALLOPED EDGE AND LEGS HOLD WATER IN A STABLE POSITION.

ITEM# 082 6"H X 28"W X 22"D

WESTBURY FOUNTAIN

THE ORIGINAL, FOUND AT GLAMIS CASTLE IN SCOTLAND, IS ALSO FEATURED AT OLD WESTBURY GARDENS. NOW YOU CAN HAVE ONE IN YOUR OWN BACKYARD. THIS CHILD-SIZED STATUE IS ONE TO CHERISH.

ITEM# 069 WITHOUT SPOUT

28"H X 13"W X 13"D

ITEM# 070 WITH SPOUT

28"H X 13"W X 13"D





OTTER BIRD BATH
THE ORIGINAL WAS SCULPTED BY
SHAYNE HAYSOM. THE OTTER AWAITS
THE TURTLE'S SUBMERGENCE INTO
THE BATH.

ITEM# 018 10"H X 24"W

ALLIGATOR BIRD BATH
THIS DISTINCTIVE CASTING WAS
ORIGINALLY CARVED BY ARTISANS
COMMISSIONED TO BUILD ST. JOHN'S
CHURCH IN LATTINGTOWN, NEW YORK.

ITEM# 044 47"H X 28"W

ITEM# 050 HALF 32"H X 28"W



BIRD BATH CLOSE-UP



PIGEONS

CAST FROM CONCRETE ORIGINALS, THESE PIGEONS MAKE GREAT CONVERSATION PIECES.

ITEM# 467 PIGEON UPRIGHT
8"H X 9"W [4" BASE]

ITEM# 468 PIGEON EATING
5.25"H X 11"W [5" BASE]



TWO DUCKS BIRD BATH
THE ORIGINAL WAS SCULPTED BY
SHAYNE HAYSOM.

ITEM# 043 15"H X 25"W




ROUND BUSH TURTLE

CAN BE EQUIPPED TO SPOUT WATER FROM
ITS MOUTH [RIGHT], OR HAVE A HOLE
DRILLED IN ITS BACK TO ACCOMMODATE
AN UMBRELLA POLE [ABOVE]. SPECIFY
UMBRELLA STAND OR SPOUT OPTION.

ITEM# 045 8"H X 13"W X 16"L





GREAT BLUE HERON

THE ORIGINAL, CREATED BY FAMOUS OIL PAINTER FREDERICK CHURCH, IS THE ONLY PIECE OF SCULPTURE HE PRODUCED IN HIS LIFETIME. THE FIRST REPLICA WAS DONATED TO THE LONG ISLAND NORTH SHORE WILD LIFE SANCTUARY. IDEAL FOR GARDENS, PONDS, AND ENTRYWAYS, IT STANDS MAJESTICALLY ON A STURDY BASE.

ITEM# 017 GREAT BLUE HERON 30"H X 8"W X 19"D



ENGLISH RABBIT

THE ORIGINAL RABBIT, CARVED FROM WOOD, IS CAST HERE IN LEAD GREY. IT IS SUCH A BEAUTIFUL EXAMPLE OF HOW TO TRULY ENJOY HAVING A RABBIT IN YOUR GARDEN.

ITEM# 066 13.5"H X 16"W X 8"D



FRENCH COUNTRY ROOSTER

THIS DELIGHTFUL ROOSTER CAME FROM A BARN IN VERMONT.

ITEM# 063 22"H X 12"W




THE EGYPTIAN HOUND
 A REPLICA OF AN ANCIENT EGYPTIAN PHARAOH HOUND.
 ITEM# 061 42”H X 16”L X 9”W



HORSE HEAD
 THE AUSTRIAN ORIGINAL, CARVED FROM WOOD, HAS BEEN COPIED TO CREATE A WONDERFUL DECORATIVE MOUNT FOR ANY HOME, STABLE OR BARN. IT'S THE BEST YOU'LL EVER SEE.
 ITEM# 059 19”H X 4”W X 14”D

ABATTOIRE COW AND RAM BUSTS
 THESE REPLICAS ARE COPIED FROM WOODEN BUSTS USED OUTSIDE ABATTOIRE SHOPS IN AUSTRIA.

ITEM# 050 COW 9”H X 9”W X 8”D
 ITEM# 049 RAM 13”H X 13”W X 8”D





ARCHITECTURAL KEYSTONES

A KEYSTONE IS THE ALWAYS-INTERESTING ARCHITECTURAL PIECE LOCATED AT AN ARCH ABOVE A DOOR. CHOOSE FROM TWO ELIZABETHAN STYLE KEYSTONES – A MALE AND A FEMALE – AS WELL AS BACCHUS, THE GOD OF WINE.

ITEM# 403M	ELIZABETHAN KEYSTONE, MALE	20”H X 11”W X 4”D
ITEM# 403F	ELIZABETHAN KEYSTONE, FEMALE	20”H X 11”W X 4”D
ITEM# 067	BACCHUS KEYSTONE	19”H X 15”W X 2”D

PEDESTALS

A WONDERFUL WAY TO RAISE GARDEN ORNAMENTS OFF THE GROUND FOR BETTER VIEWING AND PRESENTATION. AVAILABLE IN THREE STYLES. CUSTOM SIZES AVAILABLE UPON REQUEST.

ITEM# 413S	CHELSEA PEDESTAL, SMALL	14”H X 11”W X 11”D
ITEM# 413M	CHELSEA PEDESTAL, MEDIUM	19.75”H X 15”W X 15”D
ITEM# 413L	CHELSEA PEDESTAL, LARGE	28”H X 19”W X 19”D
ITEM# 414S	MODERN PEDESTAL, SMALL	16”H X 11.5”W X 11.5”D
ITEM# 414L	MODERN PEDESTAL, LARGE	32.5”H X 24”W X 24”D
ITEM# 415	LAUREL LEAF PEDESTAL	21”H X 14.5”W [AT BASE] X 13”W [AT TOP] X 13”D





ARCHITECTURAL CAPITALS

THE REPLICAS OF DECORATIVE CAPITALS CAN BE USED AS TABLE BASES OR SIDE TABLES IN THE GARDEN.

ITEM# 416S	CAPITAL, SMALL	14”H X 17”W
ITEM# 416M	CAPITAL, MEDIUM	18”H X 21”W
ITEM# 416L	CAPITAL, LARGE	29”H X 28”W



GARDENER'S FRAME

FINALLY, A FRAME THAT CAN BE LEFT OUT IN THE RAIN! ADD A MIRROR AND MOUNT IT ON YOUR GARDEN WALL TO CREATE THE ILLUSION OF A LARGER SPACE. CAN BE USED YEAR-ROUND, INDOORS OR OUT.

ITEM# 469 30” ROUND [INSIDE DIMENSION: 19”]



GUGGENHEIM CURVED, STRAIGHT, AND S-SHAPED BENCHES

THESE UNIQUE BENCHES OF ITALIAN DESIGN WERE CAST FROM ORIGINALS AT THE GUGGENHEIM ESTATE IN PORT WASHINGTON, NEW YORK. SHOWN ARE THE CURVED AND STRAIGHT TOP BENCHES. ALSO AVAILABLE BUT NOT SHOWN IS THE S-SHAPED BENCH THAT ALLOWS TWO PEOPLE TO CONVERSE WHILE SITTING OPPOSITE EACH OTHER. ALL: 19"H X 16.5"D

ITEM# 054C CURVED TOP [54"L]

ITEM# 054S STRAIGHT TOP [53"L]

ITEM# 054SS S-SHAPED [57"L]



PENNOYER NEWMAN LLC

DISTINCTIVE GARDEN POTS CAST FROM ESTATE ORIGINALS

Integrating time-honored style with smart, contemporary influence is at the core of Pennoyer Newman's product development. We work very hard at being able to provide our clients with an ever-growing, diversified range of merchandise options and as a result have created over 300 beautiful, one-of-a-kind replicas of garden pots made in the United States.

This year, the Pennoyer Newman catalog contains many treasures — rare and beautiful planters — replicated to preserve each one's legacy. We have also expanded our line of modern planters to meet the growing needs of small and large space terrace and rooftop gardeners; created corner planters that help outline and maximize a garden's edge; widened our rectangular troughs to accommodate root ball dimensions of conifers and small trees. You'll find window boxes in modern formats, simple bowls for succulent bouquets and interesting garden ornaments, statuary and much more.

The year 2009 was a very exciting one for us and we look forward to an even brighter 2010. Some of its highlights were: being selected to install our Iron Grid Planters in the Green Room at The White House by its head Floral Designer [see page 3]; installing planters on one of the most stunning terraces in New York's Tribeca, created by David Kelly of Rees, Roberts & Partners; having our planters appear on The Martha Stewart Show and in her Martha Stewart Living magazine; being voted number #1 on Elle Décor Magazine's "List of Best Planters" by their appointed designers, Celerie Kemble and Nathan Turner; participating in the Garden Festival at Ladew Topiary Gardens in Monkton, MD, chaired by Bunny Williams and garden authors Joe Eck and Wayne Winterrowd; installing our planters in front of the new Evelyn H. Lauder Breast Center at Memorial Sloan-Kettering Cancer Center in New York; and, most recently, participating in a Winter Garden television segment produced by Metro Residential, a weekly real estate and design show dedicated to helping homeowners improve their properties.

Enjoy your catalog, visit our web site for updates and please keep in mind that all of our products are made by hand in New York City.

Cecily Pennoyer & Virginia Newman Yocum
www.pennynewman.com
In loving memory of Paul G. Pennoyer, Jr.

COLOR OPTIONS AVAILABLE:




LIMESTONE

LEAD GRAY

MATTE BLACK

TERRA COTTA



From left: Truscon Soldier Pot, page 26; Morgan Della Robbia Planter, page 24.

copyright 2010

TO ORDER CALL 718/218-6977 • FAX 718/218-7701
WWW.PENNOYERNEWMAN.COM
60 BROADWAY, SUITE 5F • BROOKLYN, NY 11211